

# BREAST / BODY CONSULTATION

## LIGHTING:

Make sure you have good lighting.

## DISTANCE:

Have someone else to take pictures if possible. If you do not have someone to take photos, try to set your camera on a timer. Take photos straight with no angles.


## CLOTHING:

Please remove shirt and bra. Bikini style underwear should be worn.

## SCARS:

If there are c-section scars, please make them visible.

## ARM PHOTOS

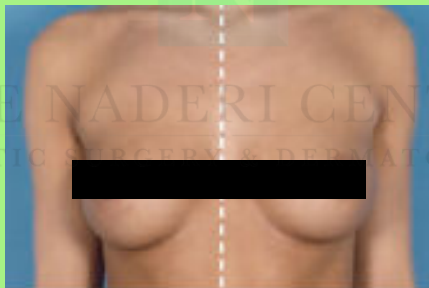


FRONT

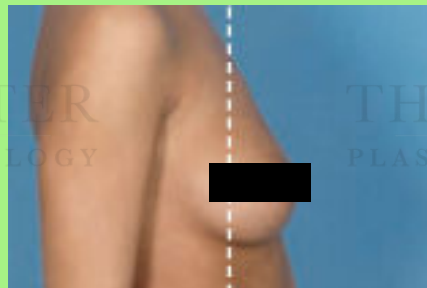


BACK


## BREAST PHOTOS



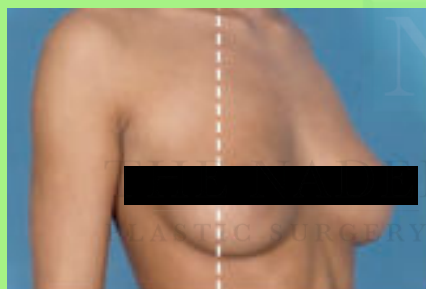
FRONT



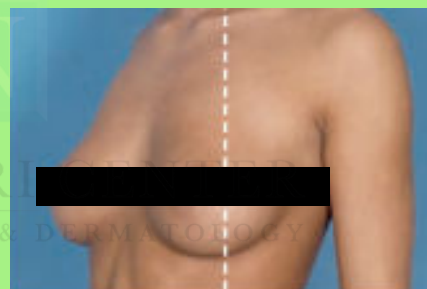
RIGHT PROFILE



LEFT PROFILE



RIGHT QUARTER



LEFT QUARTER