

NOSE CONSULTATION

LIGHTING:

Make sure you have good lighting.

POSITION:

Keep head leveled, do not face up or down.

DISTANCE:

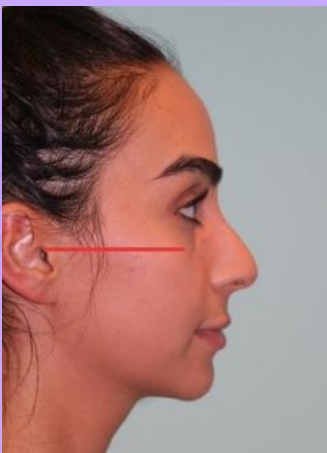
Have someone else take pictures standing 6 feet away from your face and use zoom to zoom into the face. If taking a "selfie" make sure arms are stretched out completely.

DISTRACTIONS:

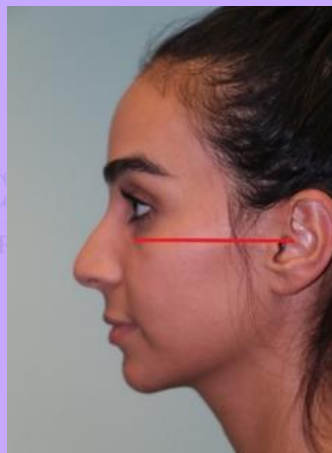
Remove any distracting jewelry. Do not cover face with hair. Tie hair back.

Red lines level the head to demonstrate that head is not turned up or down.

NOSE PHOTOS



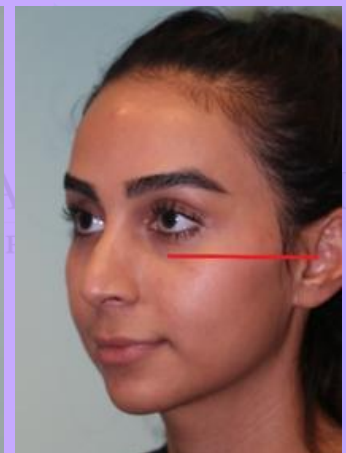
RIGHT PROFILE



LEFT PROFILE



RIGHT QUARTER



LEFT QUARTER



LEFT PROFILE SMILING



FRONT



BASE VIEW