

FACE / SKIN CONSULTATION

LIGHTING:

Make sure you have good lighting.

POSITION:

Keep head leveled, do not face up or down.

DISTANCE:

Have someone else take pictures standing 6 feet away from your face and use zoom to zoom into the face. If taking a "selfie" make sure arms are stretched out completely.

DISTRACTIONS:

Remove any distracting jewelry. Do not cover face with hair. Tie hair back.

ACNE / SKIN TEXTURE:

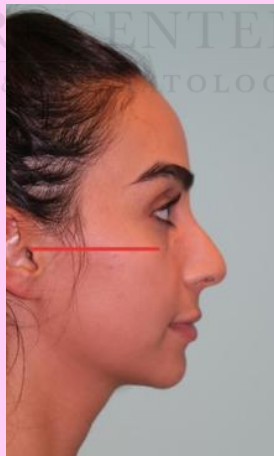
Please submit TWO clear close up photos of problem area (acne, skin texture, acne scars, rash, etc.)

Red lines level the head to demonstrate that head is not turned up or down.

FACE / SKIN PHOTOS



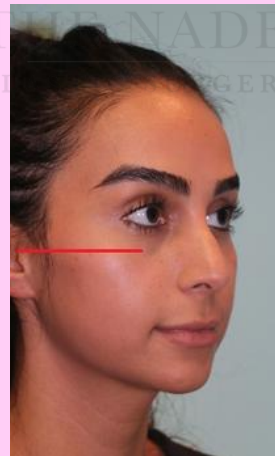
FRONT



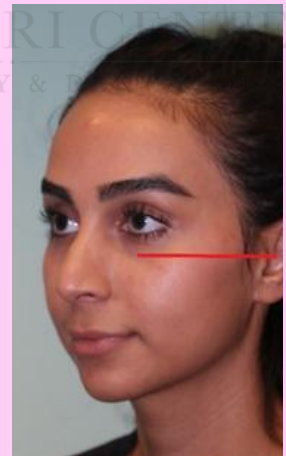
RIGHT PROFILE



LEFT PROFILE



RIGHT QUARTER



LEFT QUARTER