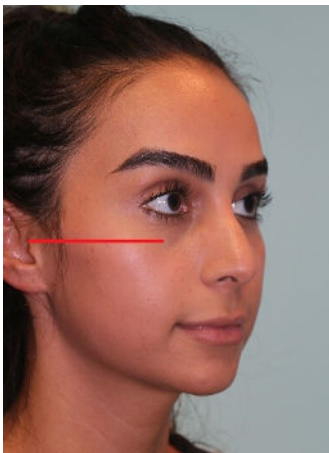




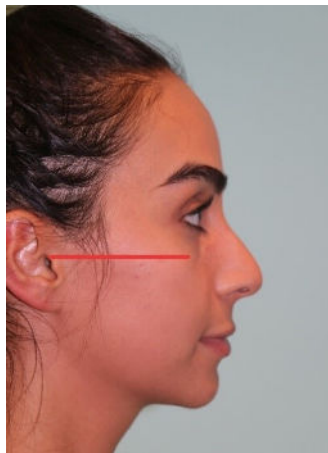
VIRTUAL CONSULTATION PHOTOGRAPHY

DR. NADERI - RHINOPLASTY SPECIALIST

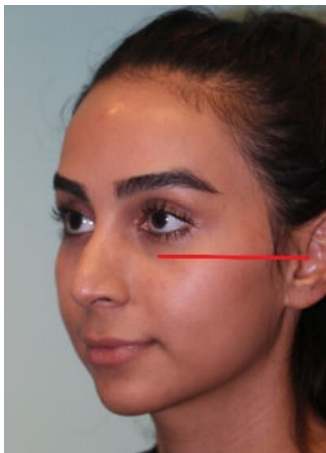
1. Preferable for someone else to take the pics at a camera distance of 6 feet from your face and use zoom to zoom in on the face.
2. If taking your own selfie make sure your arms are completely stretched out to have camera as far from your face as possible.
3. Make sure head is level (not turned up nor turned down)
4. Make sure your hair is not covering your face. Put behind ears or tie back.
5. Make sure photos are taken with good lighting.
6. Please note the "red lines" shown on the example photos portray proper head orientation.



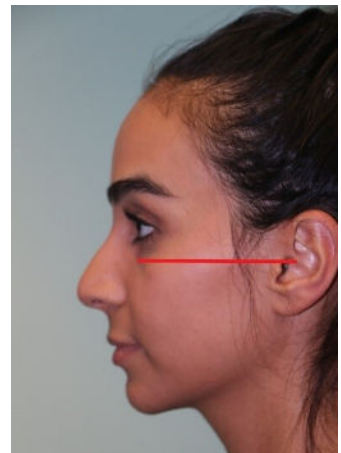
RIGHT QUARTER



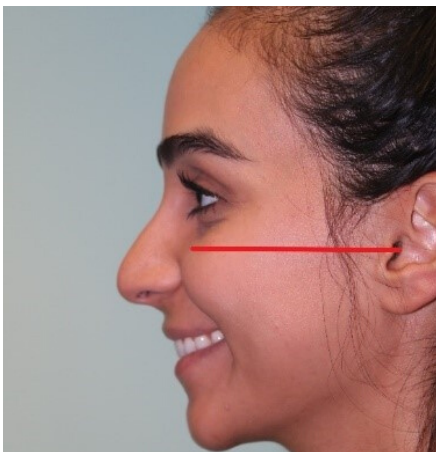
RIGHT PROFILE



LEFT QUARTER



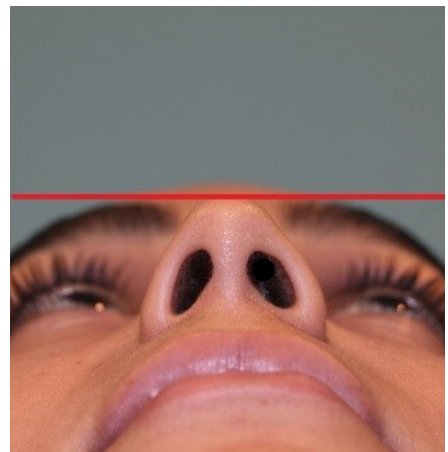
LEFT PROFILE



LEFT PROFILE SMILING



FRONT



BASE VIEW